

DOWN LIGHT

SERIES KDL-CO



12W/18W x1



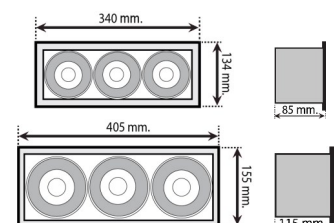
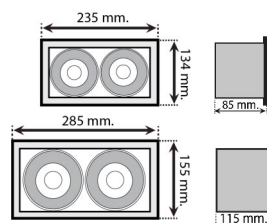
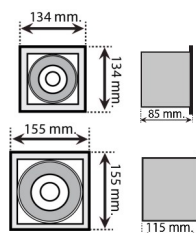
12W/18W x2



12W/18W x3



◆ WHITE & BLACK COLOR



Parameter	Value	
Model	KDLCO1MD12W	KDLCO1MD18W
Rate Power	12W	18W
Luminous Flux	1,080lm	1,620lm
Luminous Efficiency	>90lm/w	
Color Temperature	CCT 2700K/3000K/4000K/6000K	
Color Rendering Index	>80 Ra	
Beam Angle	12° / 24° / 40°	
Input Voltage	AC 185-265 VAC , 50/60 Hz	
Size (mm)	L134*W134*H85 mm	L155*W155*H115 mm
Cut-out (mm)	120*120	140*140

Parameter	Value	
Model	KDLCO2MD24W	KDLCO2MD36W
Rate Power	12W*2	18W*2
Luminous Flux	2,160lm	3,240lm
Luminous Efficiency	>90lm/w	
Color Temperature	CCT 2700K/3000K/4000K/6000K	
Color Rendering Index	>80 Ra	
Beam Angle	12° / 24° / 40°	
Input Voltage	AC 185-265 VAC , 50/60 Hz	
Size (mm)	L235*W134*H85 mm	L285*W155*H115 mm
Cut-out (mm)	220*120	270*140

Parameter	Value	
Model	KDLCO3MD36W	KDLCO3MD54W
Rate Power	12W*3	18W*3
Luminous Flux	3,240lm	4,860lm
Luminous Efficiency	>90lm/w	
Color Temperature	CCT 2700K/3000K/4000K/6000K	
Color Rendering Index	>80 Ra	
Beam Angle	12° / 24° / 40°	
Input Voltage	AC 185-265 VAC , 50/60 Hz	
Size (mm)	L340*W134*H85 mm	L405*W155*H115 mm
Cut-out (mm)	325*120	390*140